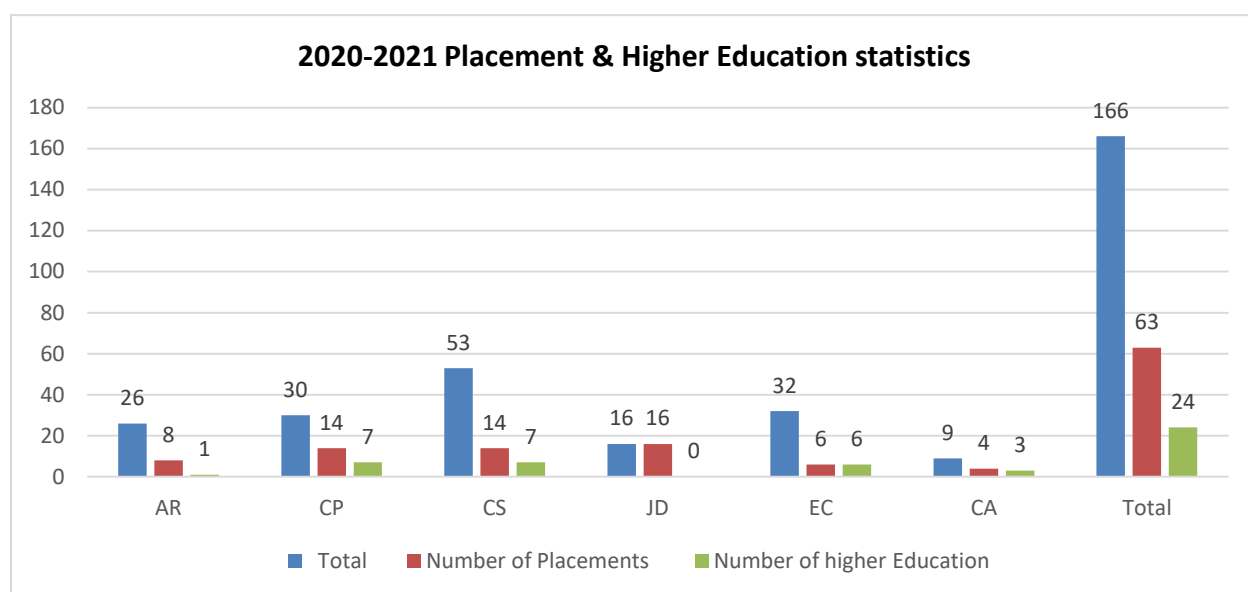


Placement & Higher Education Details of Academic Year 2020-21 to 2022-23

2020-2021 Placement & Higher Education statistics

| Students strength in the academic year 2020-2021 | | | | | | | |
|---|------------|------------|-----------|-----------|------------|----------------------|----------------------------|
| Sl. No | Programmes | HI | OD | VI | Total | Number of Placements | Number of higher Education |
| 1 | AR | 24 | 02 | 00 | 26 | 08 | 01 |
| 2 | CP | 27 | 03 | 00 | 30 | 14 | 07 |
| 3 | CS | 50 | 03 | 00 | 53 | 14 | 07 |
| 4 | JD | 16 | 00 | 00 | 16 | 16 | 00 |
| 5 | EC | 28 | 04 | 00 | 32 | 06 | 06 |
| 6 | CA | 00 | 00 | 09 | 09 | 04 | 03 |
| Total | | 145 | 12 | 09 | 166 | 63 | 24 |
| Percentage of placement and higher education | | | | | | | 52.40% |



Note: Abbreviations

Programme Name

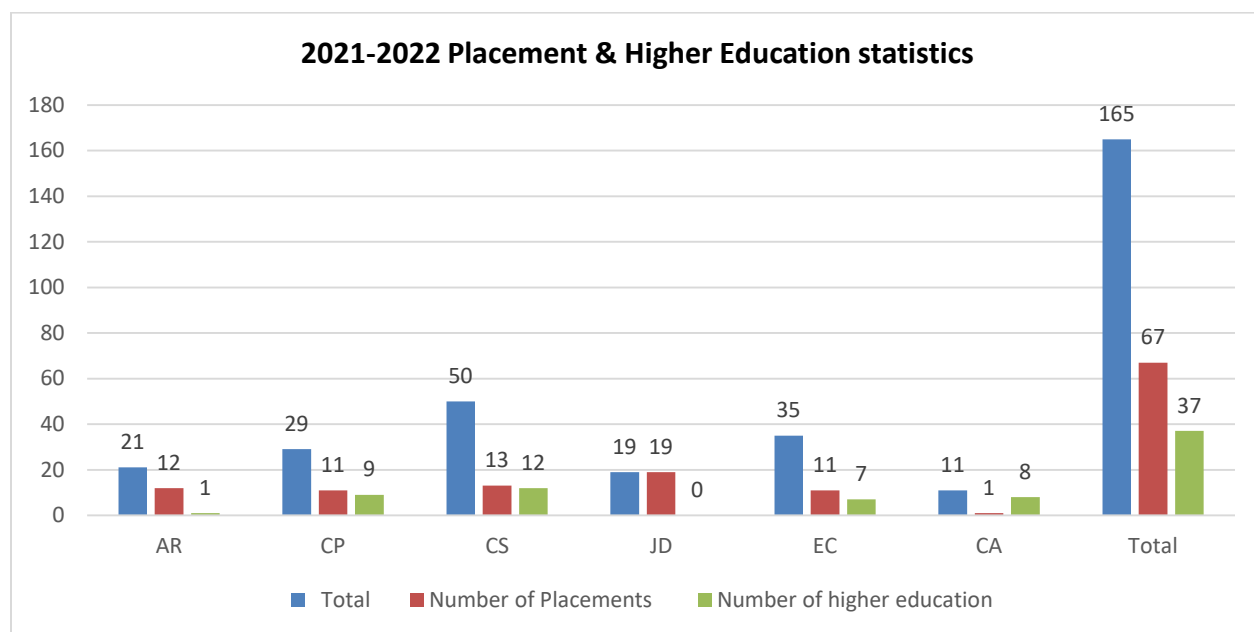
AR – Architecture Assistantship
 CP – Commercial Practice
 CS – Computer Science & Engineering
 JD – Jewellery Design & Technology
 EC – Electronics & Engineering
 CA – Computer Applications

Disability Name

HI – Hearing Impaired
 OD – Orthopedically Disabled
 VI – Visually Impaired

2021-2022 Placement & Higher Education statistics

| Students strength in the academic year 2021-2022 | | | | | | | |
|---|------------|------------|-----------|-----------|------------|----------------------|----------------------------|
| Sl. No | Programmes | HI | OD | VI | Total | Number of Placements | Number of higher education |
| 1 | AR | 19 | 02 | 00 | 21 | 12 | 01 |
| 2 | CP | 26 | 03 | 00 | 29 | 11 | 09 |
| 3 | CS | 42 | 06 | 02 | 50 | 13 | 12 |
| 4 | JD | 19 | 00 | 00 | 19 | 19 | 00 |
| 5 | EC | 28 | 07 | 00 | 35 | 11 | 07 |
| 6 | CA | 00 | 00 | 11 | 11 | 01 | 08 |
| Total | | 134 | 18 | 13 | 165 | 67 | 37 |
| Percentage of placement and higher education | | | | | | | 63.03% |



Note: Abbreviations

Programme Name

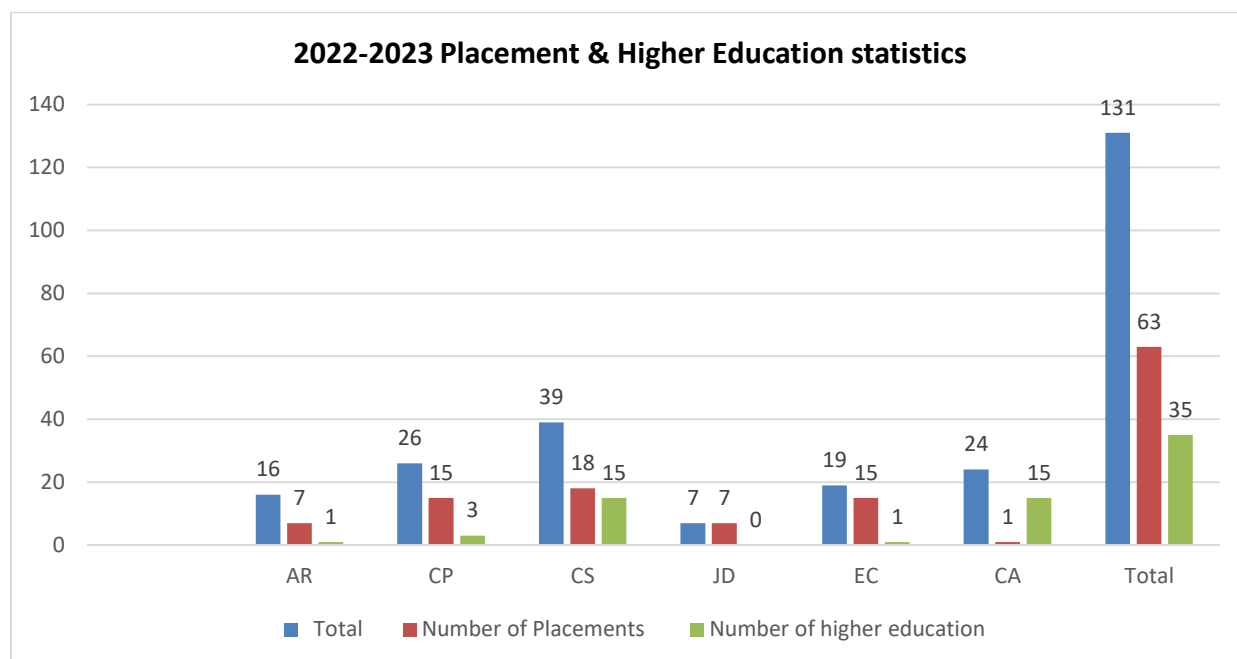
AR – Architecture Assistantship
 CP – Commercial Practice
 CS – Computer Science & Engineering
 JD – Jewellery Design & Technology
 EC – Electronics & Engineering
 CA – Computer Applications

Disability Name

HI – Hearing Impaired
 OD – Orthopedically Disabled
 VI – Visually Impaired

2022-2023 Placement & Higher Education statistics

| Students strength in the academic year 2022-2023 | | | | | | | |
|---|------------|------------|-----------|-----------|------------|----------------------|----------------------------|
| Sl. No | Programmes | HI | OD | VI | Total | Number of Placements | Number of higher education |
| 1 | AR | 14 | 02 | 00 | 16 | 07 | 01 |
| 2 | CP | 26 | 00 | 00 | 26 | 15 | 03 |
| 3 | CS | 37 | 02 | 00 | 39 | 18 | 15 |
| 4 | JD | 07 | 00 | 00 | 07 | 07 | 00 |
| 5 | EC | 17 | 02 | 00 | 19 | 15 | 01 |
| 6 | CA | 00 | 00 | 24 | 24 | 01 | 15 |
| Total | | 101 | 06 | 24 | 131 | 63 | 35 |
| Percentage of placement and higher education | | | | | | | 74.80% |



Note: Abbreviations

Programme Name

AR – Architecture Assistantship
 CP – Commercial Practice
 CS – Computer Science & Engineering
 JD – Jewellery Design & Technology
 EC – Electronics & Engineering
 CA – Computer Applications

Disability Name

HI – Hearing Impaired
 OD – Orthopedically Disabled
 VI – Visually Impaired